

CIVILS

LANDSCAPING

AQUA

SPORT

RECYFIX®HICAP®

EFFECTIVELY DRAINED - BUILT MODULAR.

DRAINAGE- AND RETENTION SYSTEM FOR LARGER AREAS.

 **hauraton**
IT'S RUNNING WELL



RECYFIX®HICAP®

EFFECTIVELY DRAINED - BUILT MODULAR.

DRAINAGE- AND RETENTION SYSTEM FOR LARGER AREAS.

SPECIAL STANDARDS IN TIMES OF CLIMATE CHANGE

Due to the climate change the German Meteorological Service (DWD) has redefines heavy precipitations to be expected. Torrential rain lasting more than 5 minutes, which statistically is to be expected once in 5 years, must now be assessed to have 10 % more content than before. Large areas with a high traffic volume therefore require a particularly effective drainage solution.

At the same time the channel run must offer a large backwater reserve to meet community standards following measures for flood safety. In barrier-free urban and residential areas steps and kerbs, which would serve as a barrier for flood zones, are omitted. For these applications the drainage system must provide sufficient safety.



THE NEW SOLUTION: RECYFIX®HICAP®

RECYFIX HICAP has been developed for special drainage functions. The channel system is used for draining large areas and simultaneously serves as a retention space. The RECYFIX HICAP drainage system holds large volumes of surface water, guides it over large distances and at one point directs it to the main channel. The system offers very high hydraulic capacity for increasing drainage averages. This creates a large backwater reserve. At the same time it offers the option to restrict the water output to the main water channel and to slowly release the collected water into the sewage network.

ADVANTAGES

for planners

- ☐ Drainage and retention in one assembly
- ☐ Large selection of nominal sizes from 100 to 680 mm
- ☐ suitable for all load classes and all popular pavements
- ☐ fewer trash boxes and outlets
- ☐ allows projects to be designed with a uniform look

for contractors

- ☐ Quick and easy installation
- ☐ break-proof components
- ☐ no separate covers
- ☐ less sewer connection work

for construction companies

- ☐ Safety through large hydraulic capacity
- ☐ Easy to service
- ☐ Continuously uniform look



GRATINGS MADE OF STURDY SPHEROID DUCTILE IRON

The integrated gratings are made of high-quality spheroid ductile iron GGG-50. Different grating designs are available for different application areas. In roadways and pedestrian areas cross- or lengthwise webs are used. In industrial areas the "open slot" option with a particularly large intake-cross section can be used. The ductile iron GGG-50 surface driven on is extremely sturdy and unbreakable. It is designed for particularly high strain caused e.g. by heavy goods vehicles or airplanes.

The material spheroid ductile iron GGG-50 features 23 times more tensile strength and 9 times more compressive strength than polymer concrete. In regard to load and resistance to wear these physical characteristics clearly speak in favour of the RECYFIX HICAP channels.



PE-PP CHANNEL BODIES

The bodies of the RECYFIX HICAP channels are made of eco-friendly PE-PP recycled plastic. They are very lightweight and due to their low weight easy to install. The elements can be installed without installation aids.



They are non-breakable and easily connected with groove and tongue joints. Special connectors ensure the accurately fit transition between differently sized channels.

AT A GLANCE:

- ✓ Drainage and retention in one assembly
- ✓ consistently optic
- ✓ easy installation
- ✓ for highest loading capacities up to F 900

COMPRESSIVE STRENGTH

Ratio 9:1

-  Polymere concrete
-  Spheroid ductile iron GGG-50



90 N/mm²



800 N/mm²

TENSILE STRENGTH

Ratio 23:1



22 N/mm²



500 N/mm²

RECYFIX®HICAP®

EFFECTIVELY DRAINED - BUILT MODULAR.

DRAINAGE- AND RETENTION SYSTEM FOR LARGER AREAS.

RECYFIX HICAP channels have been tested to comply with DIN EN 1433 and are suitable for installation in loading classes A 15 to F 900



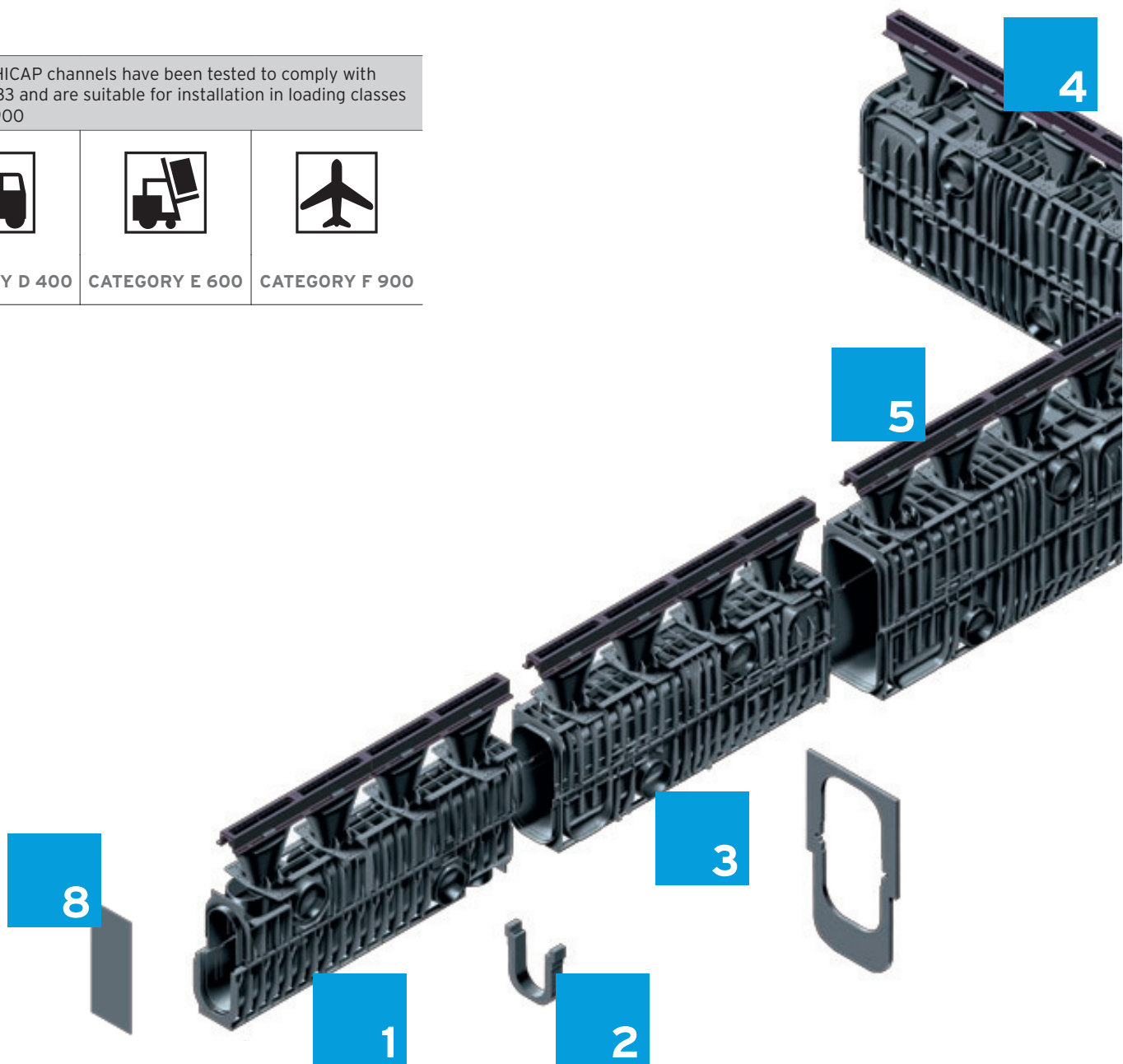
CATEGORY D 400



CATEGORY E 600



CATEGORY F 900




TYPES OF SLOTS

RECYFIX®HICAP® F

Inlet adaptors made of PE-PP



Traffic



Pedestrian




Industrial

RECYFIX®HICAP® G


Inlet adaptors made ductile iron GGG-50



Traffic



Pedestrian *



Industrial *

* available from 2010



1

■ RECYFIX HICAP Channel 100 made of PE-PP channel body and inlet adaptor with integrated ductile iron grating

2

■ With the connecting plate the next nominal size is connected

3

■ RECYFIX HICAP Channel 150 made of PE-PP channel body and inlet adaptor with integrated ductile iron grating

4

■ T-connection for connection of leaks

5

■ RECYFIX HICAP Channel 200 made of PE-PP channel body and inlet adaptor with integrated ductile iron grating

6

■ RECYFIX HICAP Channel 300 made of PE-PP channel body and inlet adaptor with integrated ductile iron grating

7

■ RECYFIX HICAP Channel 680 made of PE-PP channel body and inlet adaptor with integrated ductile iron grating

8

■ End cap 100

9

■ End cap 680 with pipe connection possibility

10

■ Trash box with galvanised angle housing and boltless locking system SIDE-LOCK, ductile iron grating cl. F 900 and 2-sided pipe connection possibility. Applicable for variable nominal size intersection on any position of the channel run. Also multi part constructions are possible.

RECYFIX®HICAP®

EFFECTIVELY DRAINED - BUILT MODULAR.

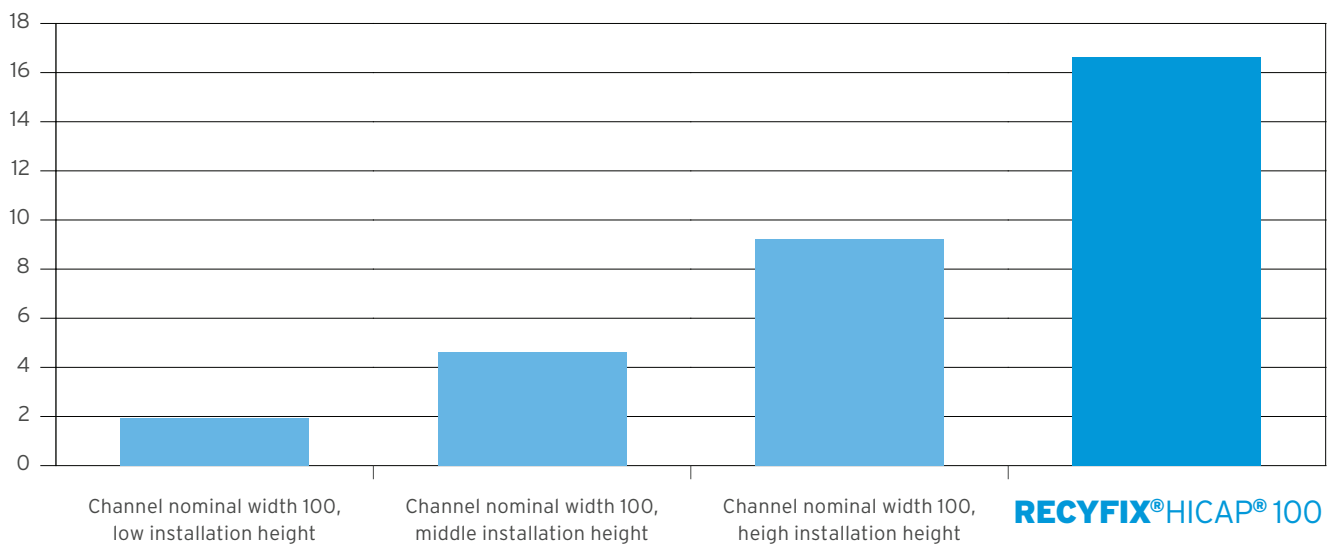
DRAINAGE- AND RETENTION SYSTEM FOR LARGER AREAS.

DRAINING LARGE STRETCHES WITH ONLY ONE CHANNEL RUN

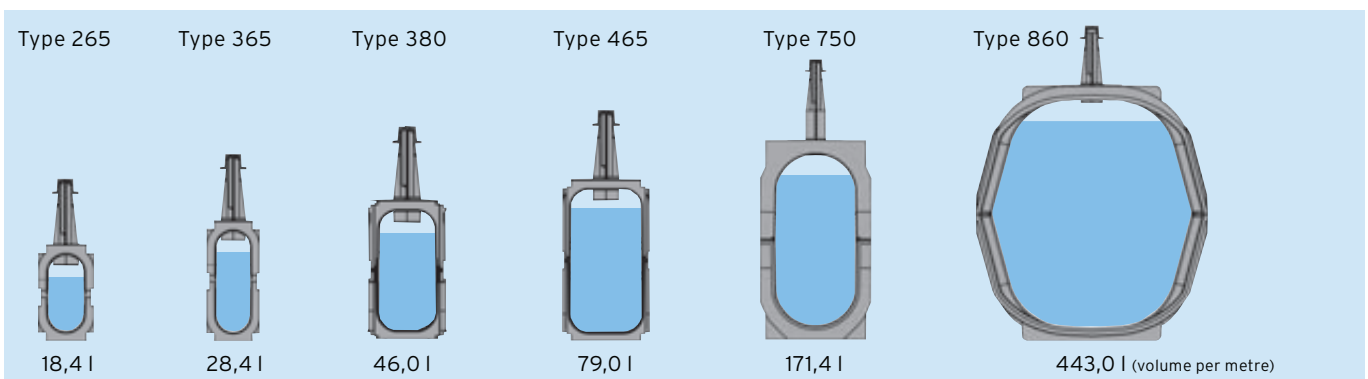
RECYFIX HICAP is so effective because large stretches can be implemented with one single channel run. Starting with a nominal width of 100 mm it offers the option to expand up to 680 mm. With this the installation height increases as well and a channel is created underground which cannot be seen above ground. What's seen there is a drain line with a consistently narrow cover

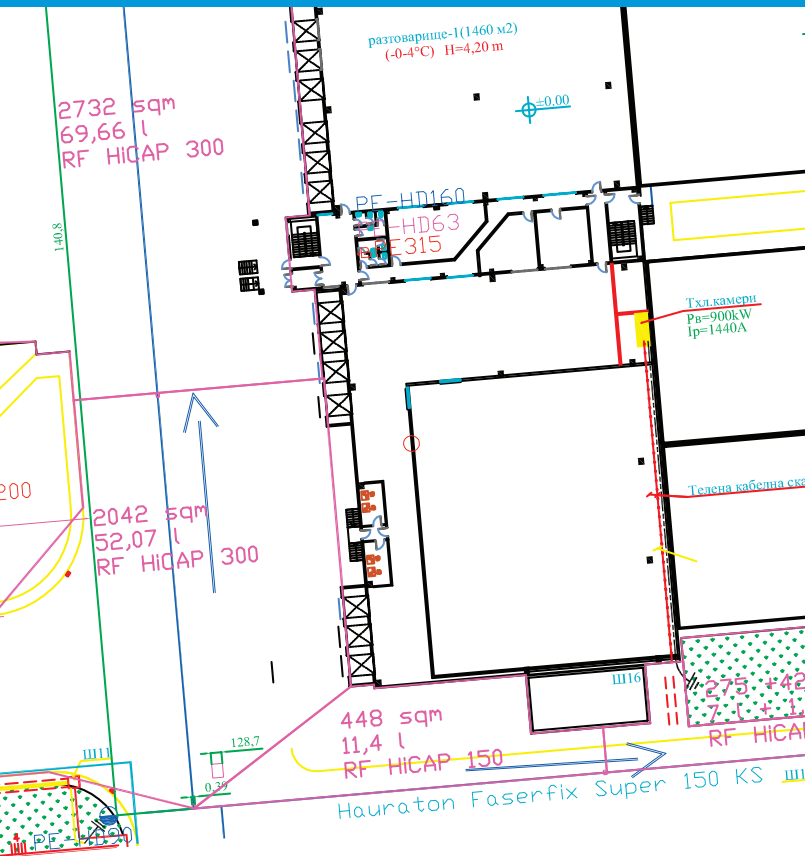
A trash box which can be installed at any location of the channel run is used to connect to the sewer system or as a connection to other branches of the drainage system. As a two-part component the trash box can also be used as a pump pit.

COMPARISON FLOW CAPACITY l/s



RECYFIX®HICAP®: CHANNELS WITH BACKWATER VOLUME





A PRACTICAL EXAMPLE:

The following practical example proves the large drainage- and retention capacity of RECYFIX HICAP channels:

Logistics Centre Plovdiv, Bulgaria

Channel length: 356 m, divided:

- 66 m RECYFIX HICAP 200 Type 465/300, open slot
- 136 m RECYFIX HICAP 300 Type 750/300, open slot
- 154 m RECYFIX HICAP 680 Type 860/300, open slot

Total drainage area: 10.730 m²

Runoff coefficient (specified by the planner): 0,85

Rain yield factor (specified by the planner): 300,0 l/s ha

→ **Discharge capacity at end of channel run: 252 l/s**

One single channel run drains a surface of more than 10,000 m², directs the entire water amount over more than 356 m and at the end puts it out into the public sewer at one single point, at a rate of 252 l/s.



RECYFIX®HICAP®

EFFECTIVELY DRAINED - BUILT MODULAR.

DRAINAGE- AND RETENTION SYSTEM FOR LARGER AREAS.

SAMPLE CALCULATION:

RECYFIX®HICAP® F, Traffic slot

The following sample calculation points out the hydraulic advantage of the RECYFIX HICAP channel:

Flow capacity of a traffic slot grating from the adjoining test result, determined at the Technical University in Prague: **4,0 l/s per metre**

Common Precipitation from practice: **150 l/s per hectare**

$$150 \text{ l/s ha} = 0,015 \text{ l/s m}^2$$

$$\frac{4,0 \text{ l/s m}}{0,015 \text{ l/s m}^2} = 266,67 \text{ m}$$

Precipitation 150 l/s
per hectare

Flow capacity
of a traffic slot grating
4 l/s per metre

Drainage area
133 m²

Intake-cross section and flow capacity of RECYFIX®HICAP® F

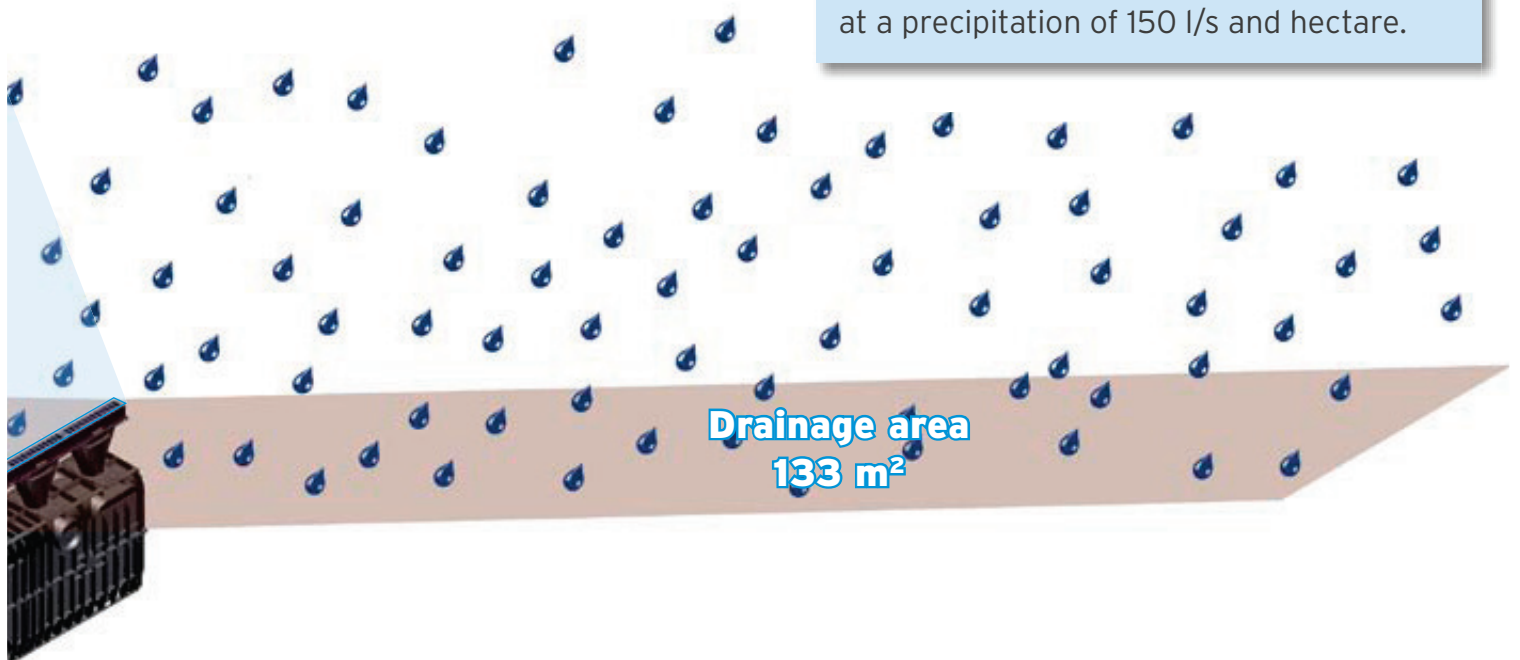


	Grating	Intake-cross section grating in l/s*	Flow capacity channel body in l/s
NW 100	Pedestrian	3,80	16,5
NW 100	Traffic	4,00	15,9
NW 100	Industrial	3,60	16,5
NW 150	Pedestrian	3,80	32,4
NW 150	Traffic	4,00	31,8
NW 150	Industrial	3,60	32,4
NW 200	Pedestrian	3,80	68,4
NW 200	Traffic	4,00	69,1
NW 200	Industrial	3,60	68,4
NW 300	Pedestrian	3,80	202,5
NW 300	Traffic	4,00	205,0
NW 300	Industrial	3,60	198,0
NW 680	Pedestrian	3,80	491,6
NW 680	Traffic	4,00	480,0
NW 680	Industrial	3,60	484,0

* measured during excess backwater testing at 10 mm excess backwater

RESULT OF EXAMPLE:


1 m RECYFIX HICAP gutter with cross ridge cover drains an area of 266.67 m² at a precipitation of 150 l/s and hectare.



RECYFIX® HICAP® F

EFFECTIVELY DRAINED - BUILT MODULAR.

DRAINAGE- AND RETENTION SYSTEM FOR LARGER AREAS.



RECYFIX® HICAP® F

- for installation in concrete and asphalt areas
- direct driven surface made of ductile iron GGG-50
- Inlet adaptor and channel body made of PE-PP


RECYFIX®HICAP® F

EFFECTIVELY DRAINED - BUILT MODULAR.
DRAINAGE- AND RETENTION SYSTEM FOR LARGER AREAS.

REPORT FROM THE FIELD:

RECYFIX®HICAP® F CHANNELS FOR HEATHROW AIRPORT, LONDON

With 67 million travellers annually, Heathrow Airport in London is Europe's busiest airport. Worldwide it takes third place behind Atlanta and Chicago. This important hub in international air traffic is operated by BAA, British Airports Authority, the largest airport operator worldwide. 75 % of the British Airways fleet is based at Heathrow Airport.



At the southern section of the airport the British Airways service park was expanded. The construction site abutted right on the runway and taxiway. The demands on the new service site were immense: here airplanes of all types and sizes pass - including the Airbus A380, which was also a

main reason for the reconstruction. The aircraft tugs alone weight 80 tons and, just as the airplanes, drive and turn on the traffic areas. The demands on the drainage systems are accordingly high.

PROJECT PROGRESS

In 1999 BAA was already supplied with FASERFIX SUPER channels for the Gatwick airport and installed in the British Airways hangars and Concorde maintenance hangars. One year later came the delivery of FASERFIX SUPER KS 100 channels for London City Airport.

The assigned engineering office was very satisfied with the quality and service. In 2003 BAA broached the topic of installation and handling of drainage systems. The main topic of the discussions was the extreme weight of the products and the associated high employment of machines during installation.

On multiple occasions HAURATON contacted various departments of BAA and presented the advantages of RECYFIX products (lightweight, easy handling, meets British "Health and Safety Regulations" = One-man-lift = max. 25 kg). Drainage channels from this line were presented in various meetings and BAA decided across the board to work with HAURATON in the area of RECYFIX.



RECYFIX®HICAP® F - ECO-FRIENDLY AND 'EASY TO HANDLE'

Another key criterion for BAA was recycling. Airport planning and operation are subject to stringent environmental requirements. Products made of recycled plastic are therefore especially suited.

Suppliers routinely need to present BAA with product innovations which offer cost savings in installation and maintenance. In 2006 the time came for HAURATON to present the new line RECYFIX HICAP. The feedback was very positive, with BAA immediately recognising the resulting advantage in installation and maintenance, and the installation at Heathrow was decided.

INSTALLED

- 380 m RECYFIX HICAP F 300
- 100 m RECYFIX HICAP F 200
- 100 m RECYFIX HICAP F 150



Lightweight elements, installed by one single worker.


OTHER EXAMPLES OF RECYFIX®HICAP® F



RECYFIX® HICAP® G

EFFECTIVELY DRAINED - BUILT MODULAR.

DRAINAGE- AND RETENTION SYSTEM FOR LARGER AREAS.



RECYFIX® HICAP® G

- for direct installation of pavement, flagging and asphalt
- Slotted channel made from ductile iron GGG-50
- Channel body made from PE-PP

RECYFIX®HICAP® G

EFFECTIVELY DRAINED - BUILT MODULAR.

DRAINAGE- AND RETENTION SYSTEM FOR LARGER AREAS.

REPORT FROM THE FIELD:

RECYFIX®HICAP® G

20 KM DRAINAGE CHANNELS FOR NEW FORMULA 1 TRACK, ABU DHABI

LARGEST JOB TO DATE IN THE COMPANY'S HISTORY

With more than 20 km of drainage channels it is the largest job in the HAURATON history. The latest channel system, the RECYFIX HICAP G, convinces HAURATON customers in the United Arab Emirates. The drainage system is innovative and the first system with a PE-PP channel body with a slotted cover made of heavy duty ductile iron, offering permanent safety for extreme loads.



RECYFIX®HICAP® G: THE FIRST DUCTILE IRON SLOTTED CHANNEL

The demanding race track is being built on a 170 hectare site and will be 5.55 kilometres long. The new channel system was developed especially for the special requirements of Formula 1: RECYFIX HICAP G. The advantages of this first ductile iron slotted channel with a PE-PP channel body were the key criteria for the contract being awarded. The drainage channels withstand the highest dynamic strains and are safe and reliable. At the same time they must also withstand the extreme suction effect generated by the high speeds of the bolides. The RECYFIX HICAP G used on the track not only meets the safety requirements but with their superior hydraulic capacity they also fulfil the functions of a sewer along the track. The channels take on surface water, carry it over long stretches and feed it into the main water channel at a single point.



Channel installation at the new Formula 1 track, Yas Marina Circuit, Abu Dhabi


ADVANTAGES: SLOT ATTACHMENT MADE OF SPHEROIDAL DUCTILE IRON: SUPER STURDY AND NONCORROSIVE

RECYFIX HICAP G is super sturdy and is used in areas with extreme loads. What's revolutionary is the use of the ductile iron material. Spheroid ductile iron GGG-50 combines the properties stability (slotted channels made of steel easily deform with the use of heavy pavements) and durability (galvanised steel can easily corrode in moist soils, losing the zinc protector, stainless steel is significantly more expensive). With spheroid ductile iron at the surface and the dual hydraulic performance underground the product offers a new dimension of safety.


VISUALLY DISCRETE AND EXTREMELY DURABLE

The "virtually invisible" channels are especially suited for the design of appealing sites and architecturally challenging areas where large-scale paving stone or natural stone pavements are oftentimes used: dynamic strains from traffic put great force on the upper edges of the channels. That's where the ductile iron attachment with integrated intake adapter offers especially great resistance against the emerging forces and prevents damage.

■ RECYFIX HICAP G 100




■ RECYFIX HICAP G 150



■ RECYFIX HICAP G 200



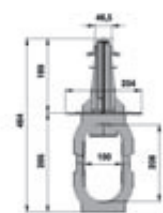
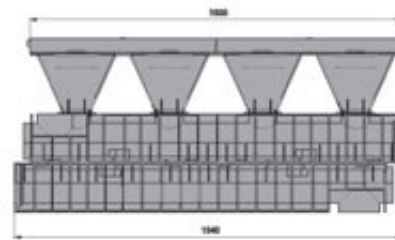
■ RECYFIX HICAP G 300



RECYFIX®HICAP® F

RECYFIX®HICAP®F 100 Type 265, PE-PP, slot desing made of spheroidal ductile iron GGG-50, loading capacity F 900

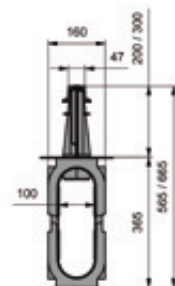
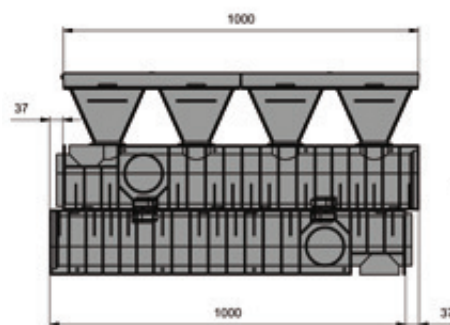

Type F 265/200,
Pedestrian



	Length mm	Width mm	Height mm	Drainage cross-sect. cm ²	Intake cross-sect. cm ² /m	Weight kg	Item No.
Type F 265/200, Pedestrian	1000	160	465	184	154	10,8	13000
Type F 265/200, Traffic	1000	160	465	184	172	10,8	13025
Type F 265/200, Industrial	1000	160	465	184	248	10,4	13035
Type F 265/300, Pedestrian	1000	160	565	184	154	11,1	13065
Type F 265/300, Traffic	1000	160	565	184	172	11,1	13075
Type F 265/300, Industrial	1000	160	565	184	248	10,8	13085

RECYFIX®HICAP®F 100 Type 365, PE-PP, slot desing made of spheroidal ductile iron GGG-50, loading capacity F 900

Type F 365/200,
Pedestrian



	Length mm	Width mm	Height mm	Drainage cross-sect. cm ²	Intake cross-sect. cm ² /m	Weight kg	Item No.
Type F 365/200, Pedestrian	1000	160	565	284	154	13,2	13010
Type F 365/200, Traffic	1000	160	565	284	172	13,1	13020
Type F 365/200, Industrial	1000	160	565	284	248	12,6	13030
Type F 365/300, Pedestrian	1000	160	665	284	154	13,4	13060
Type F 365/300, Traffic	1000	160	665	284	172	13,3	13070
Type F 365/300, Industrial	1000	160	665	284	248	12,8	13080

RECYFIX®HICAP® – ACCESSORY

RECYFIX®HICAP®100, Accessories



End cap 100, type 365



End cap 100 with outlet, type 365



Verbindungsstück 100 > 150, type 365

**Nominal width
100 mm**

	Length mm	Width mm	Height mm	Weight kg	Item No.
End cap 100, type 365	-	160	365	1,8	13012
End cap 100 with outlet, type 365	-	160	365	2,0	13015
End cap type 265	-	140	250	1,2	13013
End cap with outlet, type 265	-	140	250	1,2	13018
Connecting plate 100 > 150, type 365	-	-	-	2,0	13017

RECYFIX®HICAP®150, Accessories



End cap 150



End cap 150 with outlet



Connecting plate 150 > 200

**Nominal width
100 mm**

	Length mm	Width mm	Height mm	Weight kg	Item No.
End cap 150	-	210	379	2,0	13212
End cap 150 with outlet	-	210	379	2,4	13215
Connecting plate 150 > 200	-	-	-	2,2	13217

RECYFIX®HICAP®200, Accessories



End cap 200



End cap 200 with outlet



Connecting plate 200 > 300

**Nominal width
100 mm**

	Length mm	Width mm	Height mm	Weight kg	Item No.
End cap 200	-	252	465	2,0	13412
End cap 200 with outlet	-	252	465	2,1	13415
Connecting plate 200 > 300	-	-	-	2,0	13417

RECYFIX®HICAP® – ACCESSORY

RECYFIX®HICAP®300, Accessories



End cap 300



End cap 300 with outlet



Connecting plate 300 > 680

**Nominal width
100 mm**

	Length mm	Width mm	Height mm	Weight kg	Item No.
End cap 300	-	420	748	3,0	13612
End cap 300 with outlet	-	420	748	5,6	13615
Connecting plate 300 > 680	-	-	-	6,0	13617

RECYFIX®HICAP®680, Accessories *



End cap 680, 2-parts

**Nominal width
100 mm**

	Length mm	Width mm	Height mm	Weight kg	Item No.
End cap 680	192	780	860	4,4	13817

* Only for RECYFIX HICAP Type F

RECYFIX®HICAP® Trash box, Accessories



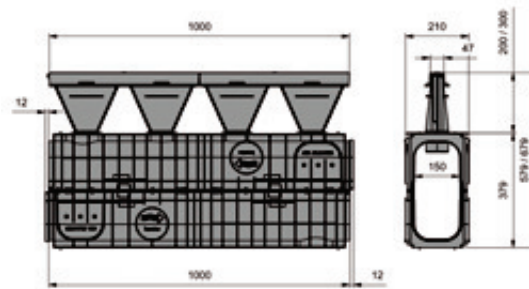

Trash box with galvanised angle housing and boltless locking system SIDE-LOCK, ductile iron grating cl. F 900 and 2-sided pipe connection possibility. Applicable for variable nominal size intersection on any position of the channel run. Also multipart constructions are possible.

For the installation of trash boxes please ask in the factory.

RECYFIX®HICAP® F

RECYFIX®HICAP®F 150 Type 380, PE-PP, slot desing made of spheroidal ductile iron GGG-50, loading capacity F 900

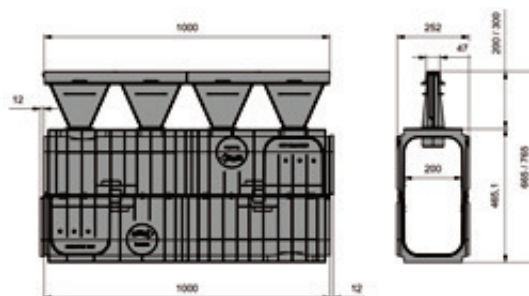

Type F 380/200,
Pedestrian



	Length mm	Width mm	Height mm	Drainage cross-sect. cm ²	Intake cross-sect. cm ² /m	Weight kg	Item No.
Type F 380/200, Pedestrian	1000	210	580	460	154	12,5	13210
Type F 380/200, Traffic	1000	210	580	460	172	12,4	13220
Type F 380/200, Industrial	1000	210	580	460	248	11,9	13230
Type F 380/300, Pedestrian	1000	210	680	460	154	12,7	13260
Type F 380/300, Traffic	1000	210	680	460	172	12,6	13270
Type F 380/300, Industrial	1000	210	680	460	248	12,1	13280

RECYFIX®HICAP®F 200 Type 465, PE-PP, slot desing made of spheroidal ductile iron GGG-50, loading capacity F 900

Type F 465/200,
Pedestrian



	Length mm	Width mm	Height mm	Drainage cross-sect. cm ²	Intake cross-sect. cm ² /m	Weight kg	Item No.
Type F 465/200, Pedestrian	1000	252	665	790	154	14,0	13410
Type F 465/200, Traffic	1000	252	665	790	172	13,9	13420
Type F 465/200, Industrial	1000	252	665	790	248	13,4	13430
Type F 465/300, Pedestrian	1000	252	765	790	154	14,2	13460
Type F 465/300, Traffic	1000	252	765	790	172	14,1	13470
Type F 465/300, Industrial	1000	252	765	790	248	13,6	13480

RECYFIX®HICAP® – ACCESSORY

RECYFIX®HICAP®100, Accessories



End cap 100, type 365



End cap 100 with outlet, type 365



Verbindungsstück 100 > 150, type 365

**Nominal width
100 mm**

	Length mm	Width mm	Height mm	Weight kg	Item No.
End cap 100, type 365	-	160	365	1,8	13012
End cap 100 with outlet, type 365	-	160	365	2,0	13015
End cap type 265	-	140	250	1,2	13013
End cap with outlet, type 265	-	140	250	1,2	13018
Connecting plate 100 > 150, type 365	-	-	-	2,0	13017

RECYFIX®HICAP®150, Accessories



End cap 150



End cap 150 with outlet



Connecting plate 150 > 200

**Nominal width
100 mm**

	Length mm	Width mm	Height mm	Weight kg	Item No.
End cap 150	-	210	379	2,0	13212
End cap 150 with outlet	-	210	379	2,4	13215
Connecting plate 150 > 200	-	-	-	2,2	13217

RECYFIX®HICAP®200, Accessories



End cap 200



End cap 200 with outlet



Connecting plate 200 > 300

**Nominal width
100 mm**

	Length mm	Width mm	Height mm	Weight kg	Item No.
End cap 200	-	252	465	2,0	13412
End cap 200 with outlet	-	252	465	2,1	13415
Connecting plate 200 > 300	-	-	-	2,0	13417

RECYFIX®HICAP® – ACCESSORY

RECYFIX®HICAP®300, Accessories



End cap 300



End cap 300 with outlet



Connecting plate 300 > 680

**Nominal width
100 mm**

	Length mm	Width mm	Height mm	Weight kg	Item No.
End cap 300	-	420	748	3,0	13612
End cap 300 with outlet	-	420	748	5,6	13615
Connecting plate 300 > 680	-	-	-	6,0	13617

RECYFIX®HICAP®680, Accessories *



End cap 680, 2-parts

**Nominal width
100 mm**

	Length mm	Width mm	Height mm	Weight kg	Item No.
End cap 680	192	780	860	4,4	13817

* Only for RECYFIX HICAP Type F

RECYFIX®HICAP® Trash box, Accessories



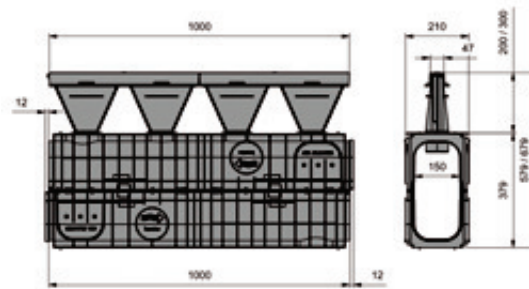

Trash box with galvanised angle housing and boltless locking system SIDE-LOCK, ductile iron grating cl. F 900 and 2-sided pipe connection possibility. Applicable for variable nominal size intersection on any position of the channel run. Also multipart constructions are possible.

For the installation of trash boxes please ask in the factory.

RECYFIX®HICAP® F

RECYFIX®HICAP®F 150 Type 380, PE-PP, slot desing made of spheroidal ductile iron GGG-50, loading capacity F 900

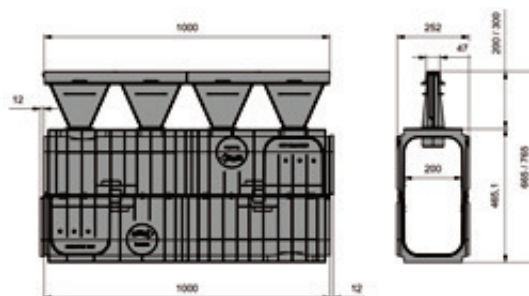

Type F 380/200,
Pedestrian



	Length mm	Width mm	Height mm	Drainage cross-sect. cm ²	Intake cross-sect. cm ² /m	Weight kg	Item No.
Type F 380/200, Pedestrian	1000	210	580	460	154	12,5	13210
Type F 380/200, Traffic	1000	210	580	460	172	12,4	13220
Type F 380/200, Industrial	1000	210	580	460	248	11,9	13230
Type F 380/300, Pedestrian	1000	210	680	460	154	12,7	13260
Type F 380/300, Traffic	1000	210	680	460	172	12,6	13270
Type F 380/300, Industrial	1000	210	680	460	248	12,1	13280

RECYFIX®HICAP®F 200 Type 465, PE-PP, slot desing made of spheroidal ductile iron GGG-50, loading capacity F 900

Type F 465/200,
Pedestrian



	Length mm	Width mm	Height mm	Drainage cross-sect. cm ²	Intake cross-sect. cm ² /m	Weight kg	Item No.
Type F 465/200, Pedestrian	1000	252	665	790	154	14,0	13410
Type F 465/200, Traffic	1000	252	665	790	172	13,9	13420
Type F 465/200, Industrial	1000	252	665	790	248	13,4	13430
Type F 465/300, Pedestrian	1000	252	765	790	154	14,2	13460
Type F 465/300, Traffic	1000	252	765	790	172	14,1	13470
Type F 465/300, Industrial	1000	252	765	790	248	13,6	13480

RECYFIX®HICAP® – ACCESSORY

RECYFIX®HICAP®100, Accessories



End cap 100, type 365



End cap 100 with outlet, type 365



Verbindungsstück 100 > 150, type 365

**Nominal width
100 mm**

	Length mm	Width mm	Height mm	Weight kg	Item No.
End cap 100, type 365	-	160	365	1,8	13012
End cap 100 with outlet, type 365	-	160	365	2,0	13015
End cap type 265	-	140	250	1,2	13013
End cap with outlet, type 265	-	140	250	1,2	13018
Connecting plate 100 > 150, type 365	-	-	-	2,0	13017

RECYFIX®HICAP®150, Accessories



End cap 150



End cap 150 with outlet



Connecting plate 150 > 200

**Nominal width
100 mm**

	Length mm	Width mm	Height mm	Weight kg	Item No.
End cap 150	-	210	379	2,0	13212
End cap 150 with outlet	-	210	379	2,4	13215
Connecting plate 150 > 200	-	-	-	2,2	13217

RECYFIX®HICAP®200, Accessories



End cap 200



End cap 200 with outlet



Connecting plate 200 > 300

**Nominal width
100 mm**

	Length mm	Width mm	Height mm	Weight kg	Item No.
End cap 200	-	252	465	2,0	13412
End cap 200 with outlet	-	252	465	2,1	13415
Connecting plate 200 > 300	-	-	-	2,0	13417

RECYFIX®HICAP® – ACCESSORY

RECYFIX®HICAP®300, Accessories



End cap 300



End cap 300 with outlet



Connecting plate 300 > 680

**Nominal width
100 mm**

	Length mm	Width mm	Height mm	Weight kg	Item No.
End cap 300	-	420	748	3,0	13612
End cap 300 with outlet	-	420	748	5,6	13615
Connecting plate 300 > 680	-	-	-	6,0	13617

RECYFIX®HICAP®680, Accessories *



End cap 680, 2-parts

**Nominal width
100 mm**

	Length mm	Width mm	Height mm	Weight kg	Item No.
End cap 680	192	780	860	4,4	13817

* Only for RECYFIX HICAP Type F

RECYFIX®HICAP® Trash box, Accessories



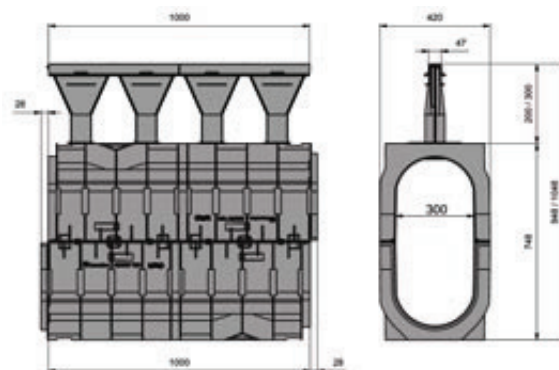
Trash box with galvanised angle housing and boltless locking system SIDE-LOCK, ductile iron grating cl. F 900 and 2-sided pipe connection possibility. Applicable for variable nominal size intersection on any position of the channel run. Also multipart constructions are possible.

For the installation of trash boxes please ask in the factory.

RECYFIX®HICAP® F

RECYFIX®HICAP®F 300 Type 750, PE-PP, slot desing made of spheroidal ductile iron GGG-50, loading capacity F 900*

Type F 750/200,
Pedestrian



	Length mm	Width mm	Height mm	Drainage cross-sect. cm ²	Intake cross-sect. cm ² /m	Weight kg	Item No.
Type F 750/200, Pedestrian	1000	420	950	1714	154	24,0	13610
Type F 750/200, Traffic	1000	420	950	1714	172	23,9	13620
Type F 750/200, Industrial	1000	420	950	1714	248	23,4	13630
Type F 750/300, Pedestrian	1000	420	1050	1714	154	24,2	13660
Type F 750/300, Traffic	1000	420	1050	1714	172	24,1	13670
Type F 750/300, Industrial	1000	420	1050	1714	248	26,6	13680

RECYFIX®HICAP® – ACCESSORY

RECYFIX®HICAP®100, Accessories



End cap 100, type 365



End cap 100 with outlet, type 365



Verbindungsstück 100 > 150, type 365

**Nominal width
100 mm**

	Length mm	Width mm	Height mm	Weight kg	Item No.
End cap 100, type 365	-	160	365	1,8	13012
End cap 100 with outlet, type 365	-	160	365	2,0	13015
End cap type 265	-	140	250	1,2	13013
End cap with outlet, type 265	-	140	250	1,2	13018
Connecting plate 100 > 150, type 365	-	-	-	2,0	13017

RECYFIX®HICAP®150, Accessories



End cap 150



End cap 150 with outlet



Connecting plate 150 > 200

**Nominal width
100 mm**

	Length mm	Width mm	Height mm	Weight kg	Item No.
End cap 150	-	210	379	2,0	13212
End cap 150 with outlet	-	210	379	2,4	13215
Connecting plate 150 > 200	-	-	-	2,2	13217

RECYFIX®HICAP®200, Accessories



End cap 200



End cap 200 with outlet



Connecting plate 200 > 300

**Nominal width
100 mm**

	Length mm	Width mm	Height mm	Weight kg	Item No.
End cap 200	-	252	465	2,0	13412
End cap 200 with outlet	-	252	465	2,1	13415
Connecting plate 200 > 300	-	-	-	2,0	13417

RECYFIX®HICAP® – ACCESSORY

RECYFIX®HICAP®300, Accessories



End cap 300



End cap 300 with outlet



Connecting plate 300 > 680

**Nominal width
100 mm**

	Length mm	Width mm	Height mm	Weight kg	Item No.
End cap 300	-	420	748	3,0	13612
End cap 300 with outlet	-	420	748	5,6	13615
Connecting plate 300 > 680	-	-	-	6,0	13617

RECYFIX®HICAP®680, Accessories *



End cap 680, 2-parts

**Nominal width
100 mm**

	Length mm	Width mm	Height mm	Weight kg	Item No.
End cap 680	192	780	860	4,4	13817

* Only for RECYFIX HICAP Type F

RECYFIX®HICAP® Trash box, Accessories



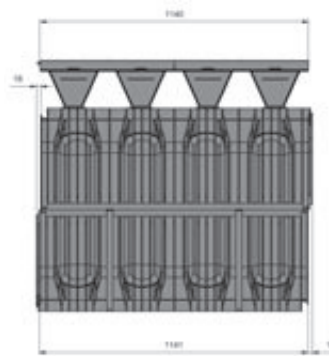
Trash box with galvanised angle housing and boltless locking system SIDE-LOCK, ductile iron grating cl. F 900 and 2-sided pipe connection possibility. Applicable for variable nominal size intersection on any position of the channel run. Also multipart constructions are possible.

For the installation of trash boxes please ask in the factory.

RECYFIX®HICAP® F

RECYFIX®HICAP®F 680 Type 860, PE-PP, slot desing made of spheroidal ductile iron GGG-50, loading capacity F 900*

Type F 860/200,
Pedestrian



	Length mm	Width mm	Height mm	Drainage cross-sect. cm ²	Intake cross-sect. cm ² /m	Weight kg	Item No.
Type F 860/200, Pedestrian	1142	780	1060	4150	154	30,9	13810
Type F 860/200, Traffic	1142	780	1060	4150	172	31,0	13820
Type F 860/200, Industrial	1142	780	1060	4150	248	30,4	13830
Type F 860/300, Pedestrian	1142	780	1160	4150	154	31,9	13860
Type F 860/300, Traffic	1142	780	1160	4150	172	31,2	13870
Type F 860/300, Industrial	1142	780	1160	4150	248	30,6	13880

RECYFIX®HICAP® – ACCESSORY

RECYFIX®HICAP®100, Accessories



End cap 100, type 365



End cap 100 with outlet, type 365



Verbindungsstück 100 > 150, type 365

**Nominal width
100 mm**

	Length mm	Width mm	Height mm	Weight kg	Item No.
End cap 100, type 365	-	160	365	1,8	13012
End cap 100 with outlet, type 365	-	160	365	2,0	13015
End cap type 265	-	140	250	1,2	13013
End cap with outlet, type 265	-	140	250	1,2	13018
Connecting plate 100 > 150, type 365	-	-	-	2,0	13017

RECYFIX®HICAP®150, Accessories



End cap 150



End cap 150 with outlet



Connecting plate 150 > 200

**Nominal width
100 mm**

	Length mm	Width mm	Height mm	Weight kg	Item No.
End cap 150	-	210	379	2,0	13212
End cap 150 with outlet	-	210	379	2,4	13215
Connecting plate 150 > 200	-	-	-	2,2	13217

RECYFIX®HICAP®200, Accessories



End cap 200



End cap 200 with outlet



Connecting plate 200 > 300

**Nominal width
100 mm**

	Length mm	Width mm	Height mm	Weight kg	Item No.
End cap 200	-	252	465	2,0	13412
End cap 200 with outlet	-	252	465	2,1	13415
Connecting plate 200 > 300	-	-	-	2,0	13417

RECYFIX®HICAP® – ACCESSORY

RECYFIX®HICAP®300, Accessories



End cap 300



End cap 300 with outlet



Connecting plate 300 > 680

**Nominal width
100 mm**

	Length mm	Width mm	Height mm	Weight kg	Item No.
End cap 300	-	420	748	3,0	13612
End cap 300 with outlet	-	420	748	5,6	13615
Connecting plate 300 > 680	-	-	-	6,0	13617

RECYFIX®HICAP®680, Accessories *



End cap 680, 2-parts

**Nominal width
100 mm**

	Length mm	Width mm	Height mm	Weight kg	Item No.
End cap 680	192	780	860	4,4	13817

* Only for RECYFIX HICAP Type F

RECYFIX®HICAP® Trash box, Accessories



Trash box with galvanised angle housing and boltless locking system SIDE-LOCK, ductile iron grating cl. F 900 and 2-sided pipe connection possibility. Applicable for variable nominal size intersection on any position of the channel run. Also multipart constructions are possible.

For the installation of trash boxes please ask in the factory.